Curriculum Vitae

Nama : Dr. Ronald Irwanto Natadidjaja, SpPD – KPTI, FINASIM

Pendidikan :

SMP - SMA	: Kolese KANISIUS, lulus 1994
Dokter Umum	: FK TRISAKTI, lulus 2002
Spesialis Penyakit Dalam (Internist)	: FKUI, lulus 2009
Konsultan / Subspesialis Penyakit Tropik & Infeksi	: FKUI / PAPDI, lulus 2013

Pekerjaan :

Bendahara Pengurus Besar Perhimpunan Konsultan Penyakit Tropik dan Infeksi Indonesia (PB PETRI)

SekJen Pengurus Pusat Perhimpunan Pengendalian Infeksi Indonesia (PP. PERDALIN)

Tim Panel Ahli PNPK Sepsis, Kemenkes RI

Anggota Pokja PPI, Kemenkes RI

Kepala Bagian Ilmu Penyakit Dalam, FK TRISAKTI

Ketua PPRA, RS PONDOK INDAH – PURI INDAH dan RS PONDOK INDAH – BINTARO JAYA

Internist - Konsultan, RS PONDOK INDAH – PURI INDAH dan RS PONDOK INDAH – BINTARO JAYA

Tim Pengendalian COVID-19, RS PONDOK INDAH – PURI INDAH dan RS PONDOK INDAH – BINTARO JAYA

Telusur Nakes Terinfeksi COVID-19

Ronald Irwanto

Internist-Infectious Disease Specialist

Perkumpulan Pengendalian Infeksi Indonesia

Perkumpulan Ilmu Kedokteran Tropis & Penyakit Infeksi Indonesia

The Rule of 3 on COVID-19

3 Upaya Mencegah Penularan :

-HH dan tidak menyentuh area wajah

-Hindari kerumunan dan kontak salam

-APD sesuai rekomendasi

3 Perjalanan Penyakit Meningkatkan Mortalitas :

-Alveolar ACE2 –Receptor Bounding
-Cytokine Storm
-ARDS

3 Predisposisi yang dapat Memperberakt Kondisi:

-Afinitas Reseptor Tinggi
-Viral load tinggi
- Komorbid

3 Terapi utama CoVID-19:

-Obat-obatan sesuai rekomendasi

-Kontrol Gula Darah

-Oksigenasi

3 Fase COVID-19

Fase 1 (Akut) : H1-H7 dari pertama infeksi
Gejala Demam-ILI

Fase II : (Kritikal) : H7-H14(H21) dari pertama infeksi
Gejala :
Kondisi bisa berat (pneumonia Interstitial) sampai ARDS

Fase III : (Pulih) : > H21 dari pertama infeksi
Gejala :
Bila ARDS terjadi virus umumnya sudah Terserokonversi namun kondisi pasien bisa tetap buruk karena inflamasi
ATAU
Pasien pulih recovery, alveloar fibrosis??

Literature Review /
Ronald Irwanto – Internist Konsultan

Evaluasi Nakes Terinfeksi COVID 19 : Extra ATAU Intra FASYANKES?

Treasuring

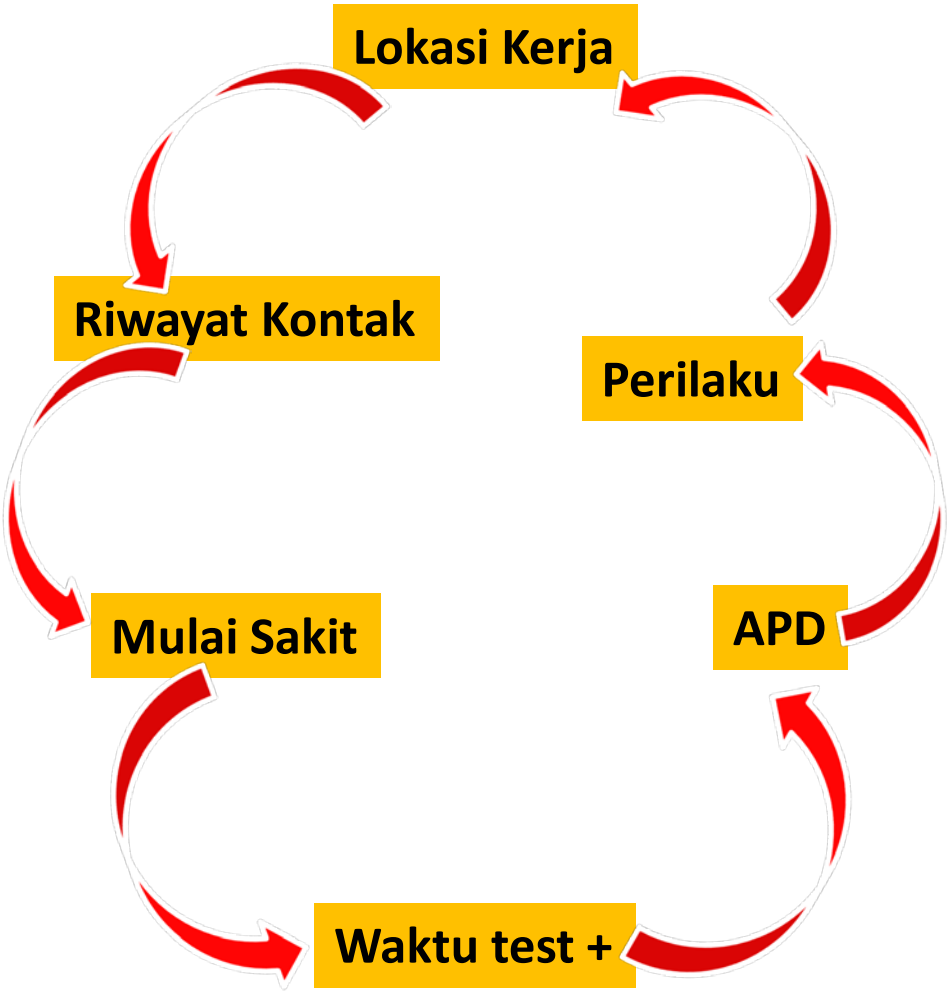

Lokasi Kerja : Zona Terpapar / Zona Tidak Terpapar

Riwayat Kontak :
Erat / Tidak Erat
Intra / Extra FASYANKES

Mulai Sakit : Hitung dari masa inkubasi

Waktu Test + : Hitung dari saat infeksi

APD : Ketersediaan / Kesesuaian / Kepatuhan

Perilaku : HH / Kontak Salam / Sentuh Area Wajah Jarak

DroPLET dan KonTAK

Lokasi Kerja

UGD

POLI KLINIK

Rawat Inap Biasa

Ruang tunggu

- Jarak minimal 1 meter
- Etika batuk dan bersin
- Masker Bedah terutama untuk yang sakit + Nakes berjarak < 1m
- Hand Hygiene
- Jangan sentuh area muka
- Tidak kontak salam

APD Lengkap + Masker Bedah di Ruang Rawat PDP / COVID

TRANSMISI AIRBORNE

AIRBORNE

APD Lengkap + Masker N95

Aerosolized : Rawat Tekanan Negatif/Intubasi

Aerosolized : Ruang OK

Aerosolized : Endoskopi/THT/Gigi

Aerosolized : Ruang ICU / Intubasi

WHO Rational PPE Interim Guidance , 2020

Riwayat Kontak

Close contact for healthcare exposures is defined as follows:

being within approximately 6 feet (2 meters), of a person with COVID-19 for a **prolonged period of time** (such as caring for or visiting the patient; or sitting within 6 feet of the patient in a healthcare waiting area or room);

or

having **unprotected** direct contact with infectious secretions or excretions of the patient (e.g., being coughed on, touching used tissues with a bare hand).

For COVID-19, Not for regular patients

CDC. Interim U.S. Guidance for Risk Assessment and Public Health Management of Healthcare Personnel with Potential Exposure in a Healthcare Setting to Patients with Coronavirus Disease (COVID-19), 2020

Epidemiologic risk factors	Exposure **category**	Recommended Monitoring for COVID-19 *(until 14 days after last potential exposure)*	Work Restrictions for Asymptomatic HCP
Prolonged close contact with a COVID-19 patient who was wearing a facemask (i.e., source control)			
HCP PPE: None	Medium	Active	Exclude from work for 14 days after last exposure
HCP PPE: Not wearing a facemask or respirator	Medium	Active	Exclude from work for 14 days after last exposure
HCP PPE: Not wearing eye protection	Low	Self with delegated supervision	None
HCP PPE: Not wearing gown or gloves[a]	Low	Self with delegated supervision	None
HCP PPE: Wearing all recommended PPE (except wearing a facemask instead of a respirator)	Low	Self with delegated supervision	None
Prolonged close contact with a COVID-19 patient who was not wearing a facemask (i.e., no source control)			
HCP PPE: None	High	Active	Exclude from work for 14 days after last exposure
HCP PPE: Not wearing a facemask or respirator	High	Active	Exclude from work for 14 days after last exposure
HCP PPE: Not wearing eye protection[b]	Medium	Active	Exclude from work for 14 days after last exposure
HCP PPE: Not wearing gown or gloves[a,b]	Low	Self with delegated supervision	None
HCP PPE: Wearing all recommended PPE (except wearing a facemask instead of a respirator)[b]	Low	Self with delegated supervision	None

Riwayat Kontak

CDC. Interim U.S. Guidance for Risk Assessment and Public Health Management of Healthcare Personnel with Potential Exposure in a Healthcare Setting to Patients with Coronavirus Disease (COVID-19), 2020

Confidence Level Deteksi Patogen

- Kultur
- PCR
- Antigen
- Antibody

Press Release : Kewaspadaan Tes Cepat (Rapid Test) CoViD-19 IgM / IgG Berbasis Serologi
Perhimpunan Dokter Spesialis Patologi Klinik Indonesia
9 Maret 2020

- **Kultur Virus tidak dianjurkan rutin dikerjakan pada kasus COVID, lab BSL-3**
- **Tes Konfirmasi yang dianjurkan adalag metode real time reversetranscroptation-PCR (rRT-PCR)**

World Health Organization. Laboratory testing for coronavirus disease 2019 (COVID-19) in suspected human cases. Geneva : World Health Organization ; 2020

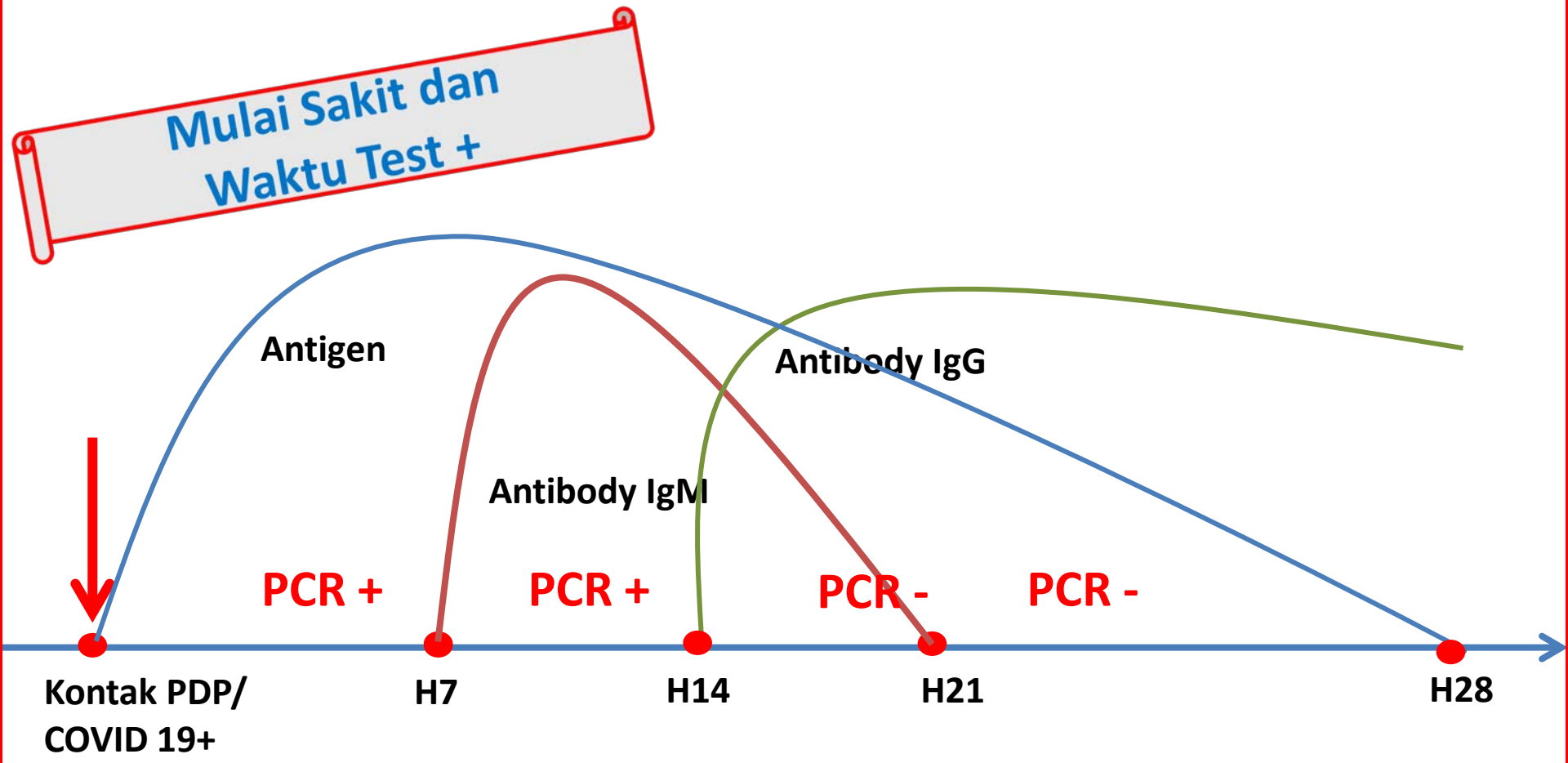
Mulai Sakit dan
Waktu Test +
Antigen
Antibody IgG
Antibody IgM
PCR +
PCR +
PCR -
PCR -
Kontak PDP/
COVID 19+
H7
H14
H21
H28

Interpretasi Skrining dan PCR

PCR	IgM	IgG	Keterangan
+	-	-	Awal Infeksi kemungkinan <H7 infeksi
+	+	-	Kemungkinan H7 - 14 (21) infeksi
+	+	+	Kemungkinan H14 - H21 infeksi
+	-	+	Kemungkinan H>21 infeksi, delay konversi?
-	+	-	Kemungkinan H7 - H14 infeksi dd/ PCR false negatif
-	+	+	Kemungkinan H7 – H21 (>H21) infeksi fase pulih dd/ PCR false negatif
-	-	+	Kemungkinan > H21 paska infeksi fase pulih dd/ PCR false negatif
-	-	-	Non COVID dd/ false negatif

Kemungkinan Infeksius

Literatur Review : dari berbagai sumber

Ronald Irwanto - Internist Konsultan, 2020

APD dan PERILAKU

APD

KETERSEDIAAN

- APD Nakes
- APD Pasien

KESESUAIAN

- Zonasi
- Jenis

KEPATUHAN

- Don-Doff
- Ruangan dan Penempatan APD

Perilaku

Habit

- Hand-Hygiene
- Kontak Salam
- Menyentuh area wajah
- Jarak

Mengapa NaKes masih Terinfeksi COVID ?

Cek List-Treasure

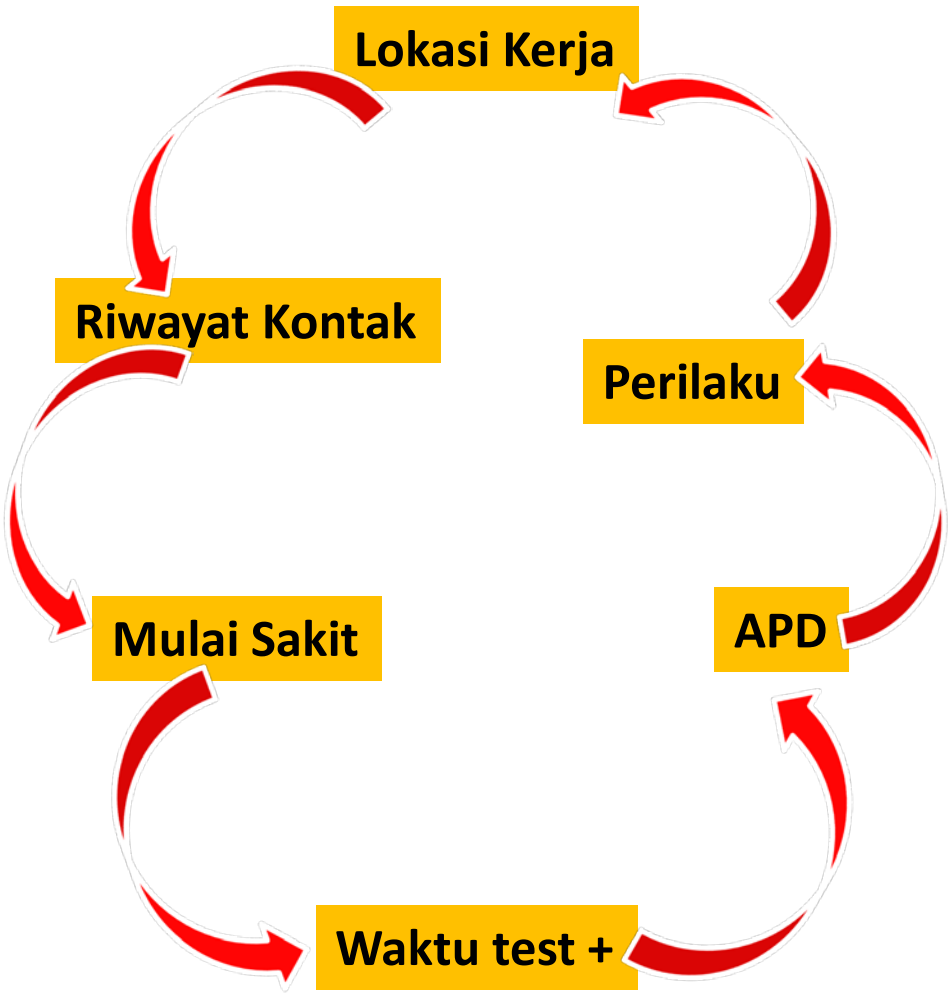

Lokasi Kerja : Zona Terpapar / Zona Tidak Terpapar

Riwayat Kontak :
Erat / Tidak Erat
Intra / Extra Fasyankes?

Mulai Sakit : Hitung dari masa inkubasi

Waktu Test + : Hitung dari saat infeksi

APD : Ketersediaan / Kesesuaian / Kepatuhan

Perilaku : HH / Kontak Salam / Sentuh Area Wajah Jarak

JAGA JARAK

TERIMA KASIH

Ronald Irwanto
Program Edukasi JAGA JARAK